


PROJECT HEAL

A community partnership
to Help, Empower and Lead



2022 Quarter 3 Report

July 1, 2022 - October 15, 2022

Trainings

- **Rutgers University, 7/7/22** - *"Foundations and Models of Crisis Intervention and Trauma Response," 1 staff in attendance*
- **Rutgers University, 7/8/22** - *"Responding to Disaster" - 2 staff in attendance*
- **Rutgers University, 7/11/22** - *"The Role of Diversity in Trauma Treatment: Overcoming Barriers and Empowering Ethnic Identity"- 3 staff in attendance*
- **Office of Justice Programs, 7/12/22** - *"Working Toward Successful Reentry: Enhancing Career Development and Employment Opportunities"- 1 staff in attendance*
- **Rutgers University, 7/13/22** - *"Group Treatment Approaches in Working with Trauma"- 2 staff in attendance*
- **Recovery Centers of America, 7/19/22** - *"Complex PTSD: A Debated Diagnosis and How It Impacts Patients with SUDs"- 2 staff in attendance*
- **Victims of Crime Act (VOCA) Compensation Guidelines, 7/20/22** - *" Office of Victims of Crime Listening Session"- 1 staff in attendance*
- **Office of Justice Programs, 7/21/22** - *"Normal is Normal: Effective Use of Medical Evidence in the Prosecution of Child Sexual Abuse"- 1 staff in attendance*
- **Rutgers University, 7/22/22** - *"The Frontiers of Trauma Treatment"- 3 staff in attendance*
- **Northwell Health, 7/26/22** - *"Gun Violence Prevention Learning Collaborative for Health Systems and Hospitals"- 1 staff in attendance*
- **Northwell Health, 7/27/22** - *"Gun Violence Prevention Learning Collaborative for Health Systems and Hospitals"- 2 staff in attendance*
- **Rutgers University, 8/11/22** - *"Individual Treatment Approaches in Working with Trauma"- 2 staff in attendance*
- **Recovery Centers of America, 8/24/22** - *"Trauma and Substance Abuse Disorders"- 2 staff in attendance*
- **Rutgers University, 9/19/22** - *"The Dynamics of Addiction, Domestic Violence and Child Abuse"- 1 staff in attendance*
- **New Jersey Reentry Corporation, 9/20/22** - *"Addiction and the Curse of Fentanyl: Strategies and Treatment Conference"- 2 staff in attendance*
- **The Health Alliance for Violence Intervention, 9/22/22** - *"Addiction and the Curse of Fentanyl: Strategies and Treatment Conference"- 2 staff in attendance*

These trainings were attended by funded staff, and any fees associated were funded by The Victims of Crime Act (VOCA)

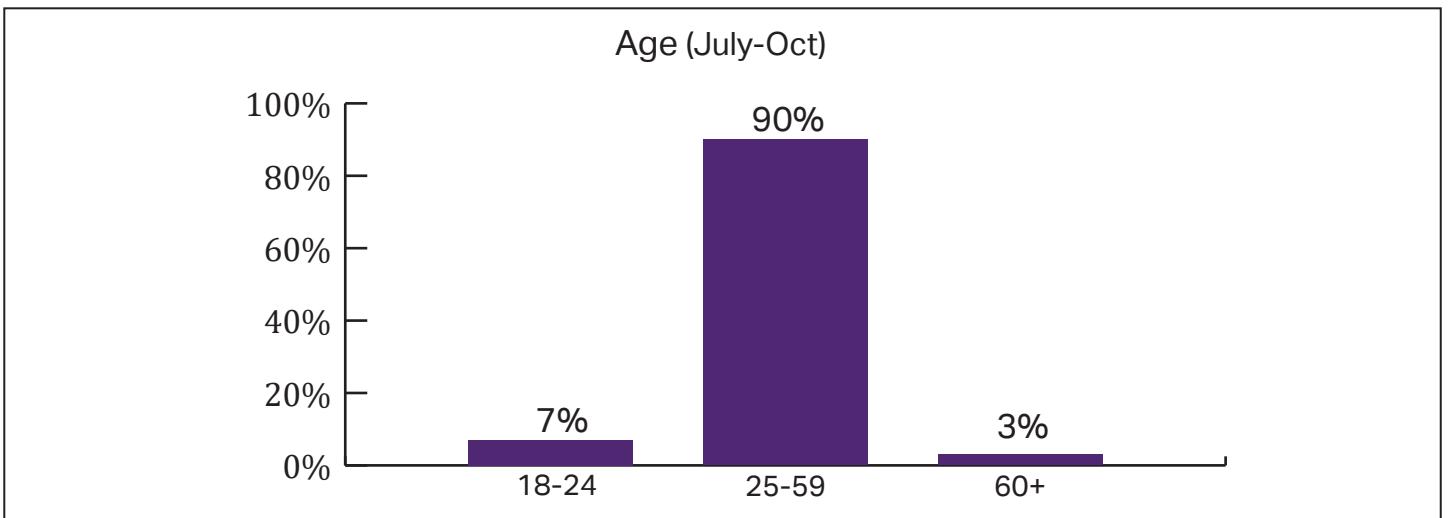
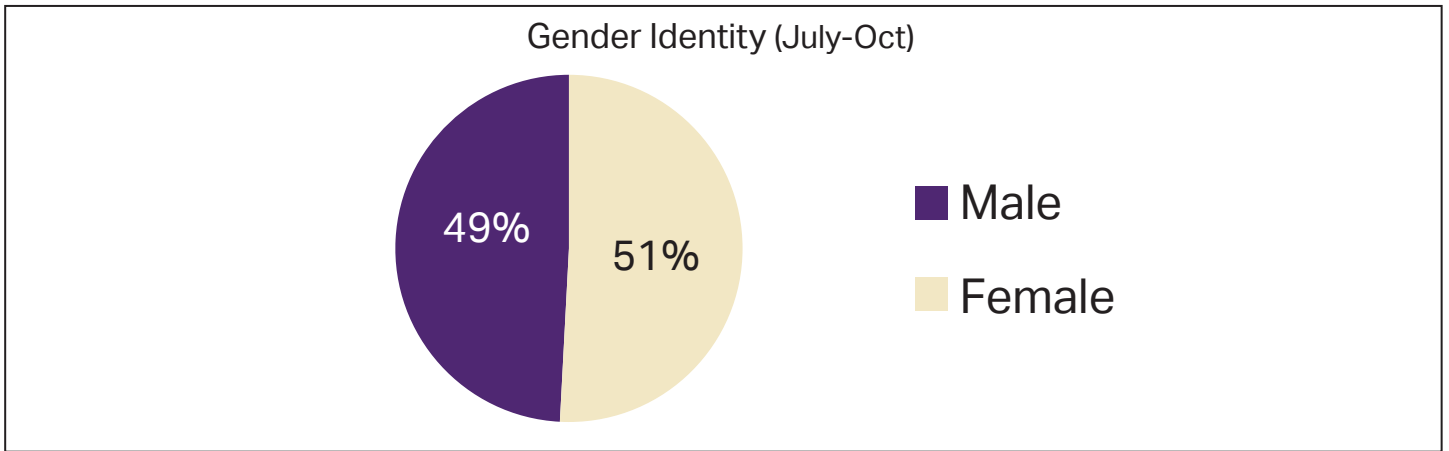
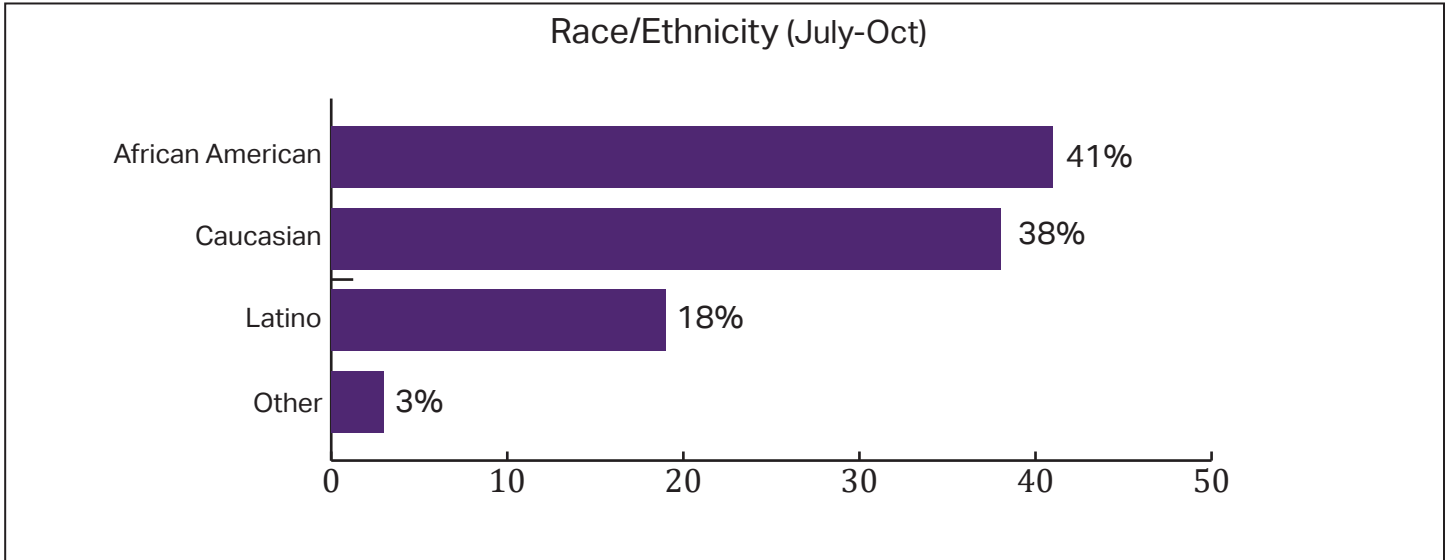
Events



- **JSUMC Monthly Business Meeting for Residents, 7/28/22** Project HEAL staff presented to all residents hospital-wide to promote awareness of services and victim's rights to hospital staff.- 1 Staff in attendance
- **National Night Out, 8/2/22** - Project HEAL had an information table set up in Neptune and Asbury Park to promote awareness of services and victim's rights.- 6 Staff in attendance.
- **JSUMC Staff Wellness Event, 8/3/22** - Project HEAL had an information table set up at the main hospital campus to promote awareness of services and victim's rights to hospital staff. -1 Staff in attendance
- **Neptune Day, 9/10/22** - Project HEAL had an information table set up in Neptune to promote awareness of services and victim's rights.- 2 staff in attendance
- **Greater Asbury Park Community Development Initiative Meeting, 9/16/22** - To prevent juvenile crime and promote positive outcomes for youth. The initiative provides Asbury Park with a comprehensive, city-wide coalition that enables all of these participating groups to communicate and coordinate with each other under the leadership of the Mayor and the Monmouth County Prosecutor's office.- 1 staff in attendance
- **Asbury Fest, 7/28/22** -Project HEAL staff presented to all residents hospital wide to promote awareness of services and victim's rights to hospital staff.- 1 Staff in attendance

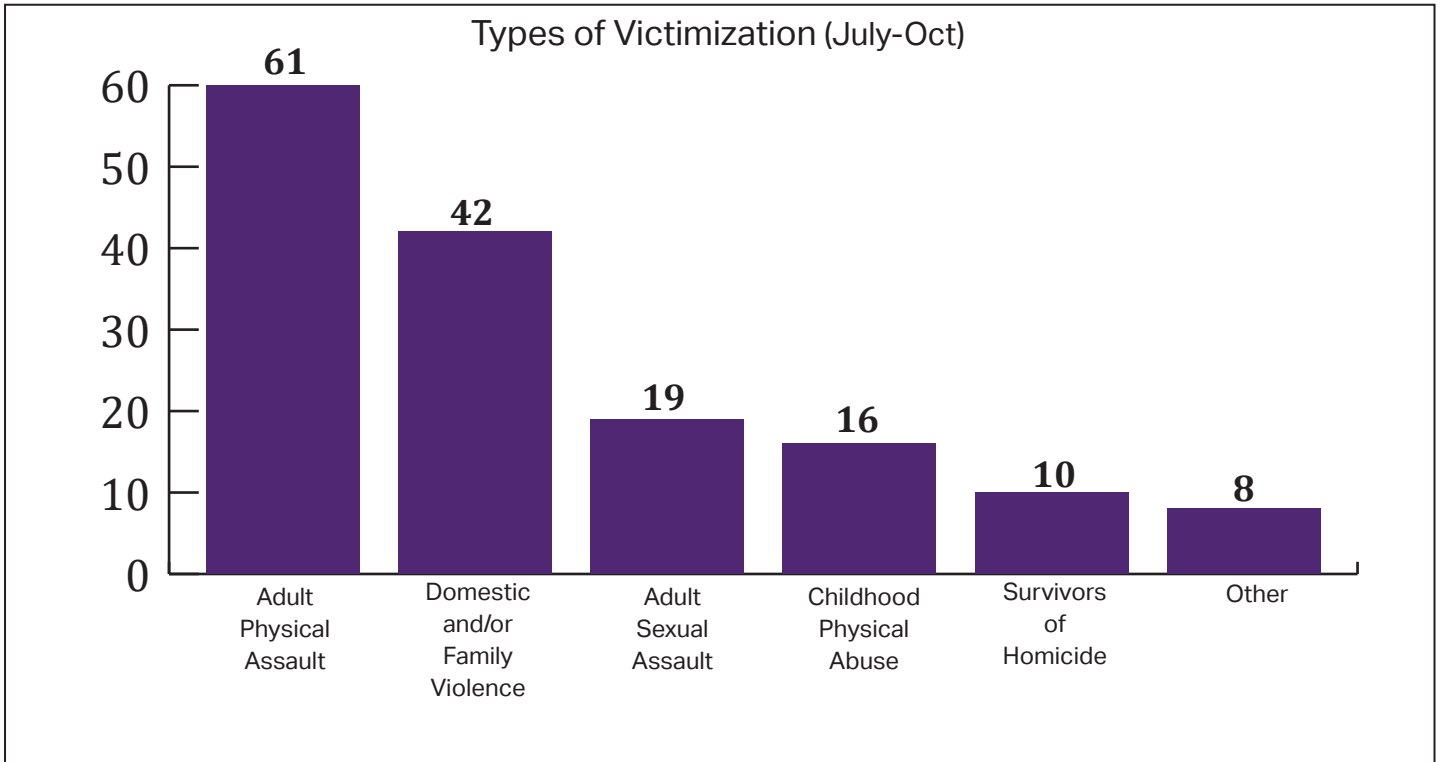
Client Demographics

Of the **58 new clients** served this quarter, **more than half were female**. The majority of clients were between the **ages of 25 to 59**. Clients were predominantly **African American (41%)** and **Caucasian (38%)**, with **18%** reporting being Latino and **3%** being Other.

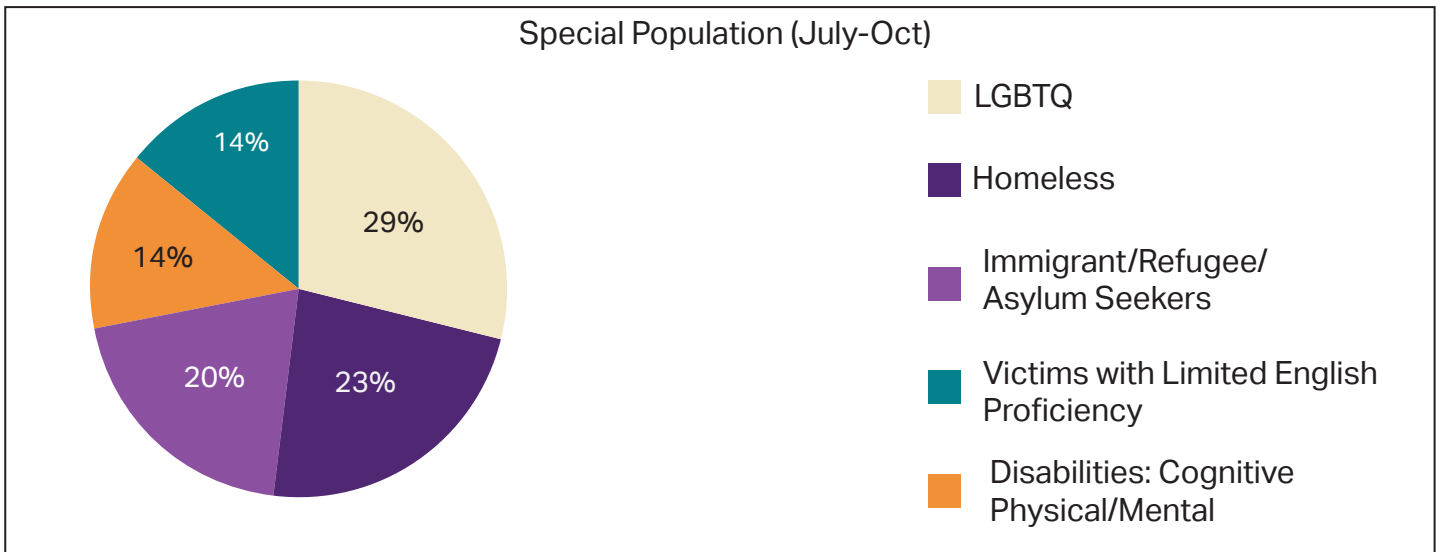


Client Demographics

Of the **108 total clients** served this quarter, **52% presented with more than one type of victimization.**



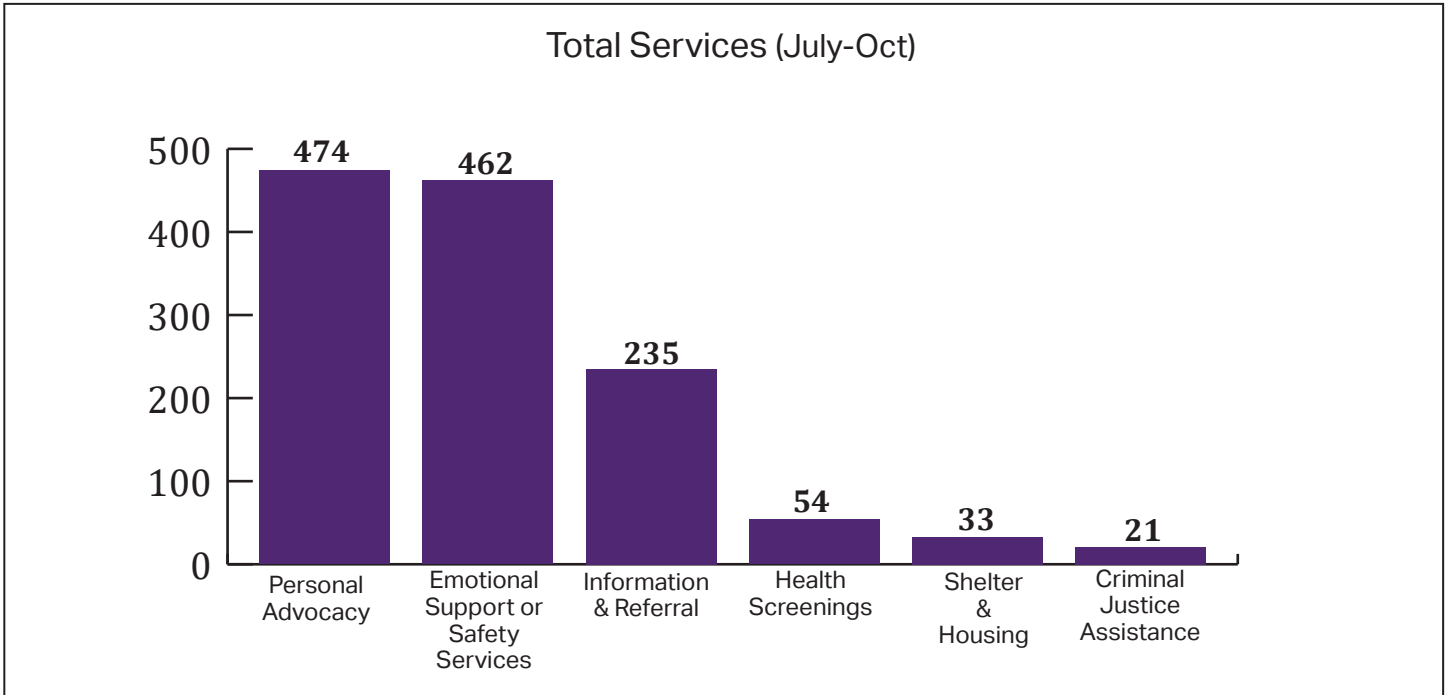
The most widely reported victimization type experienced by clients served this quarter was **Adult Physical Assault (35%)**. **Domestic/Family Violence** accounted for **24%**, **Adult Sexual Assault** accounted for **11%** and **9%** reported some type of **abuse during childhood**,



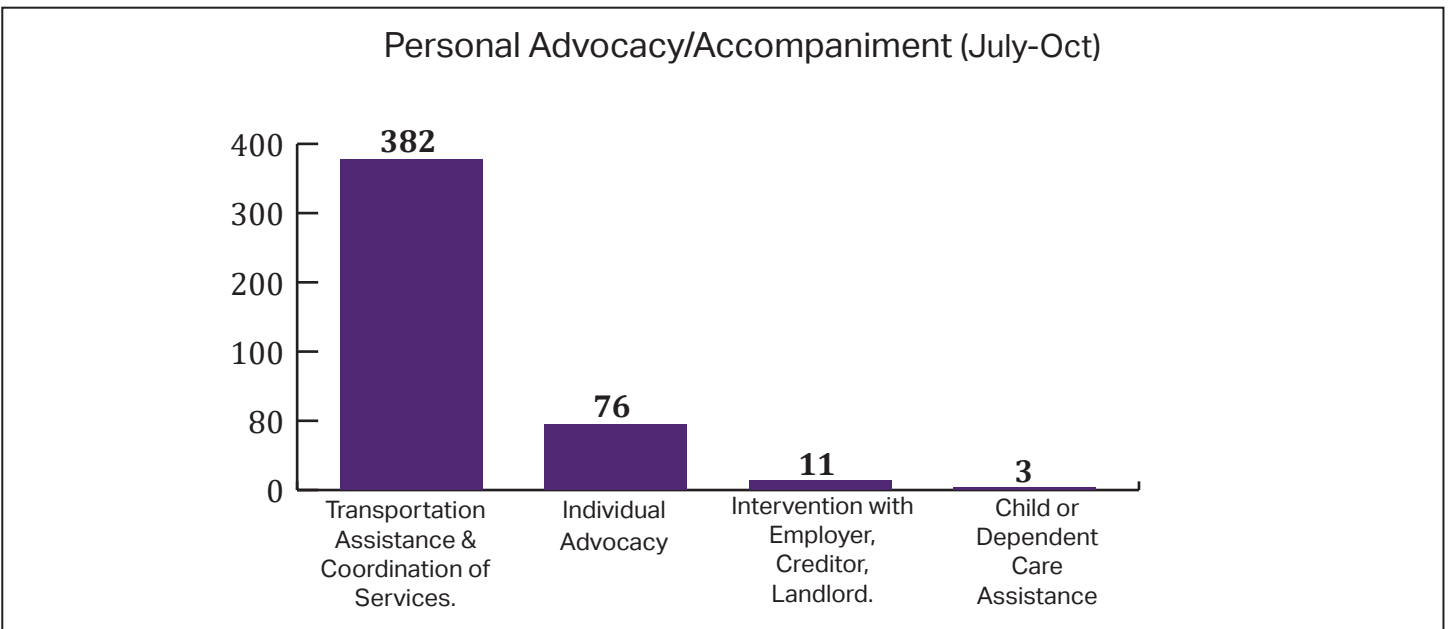
Of the 108 total clients served, **33% of them were categorized as special population.**

Direct Services

Emotional Support and Safety Services made up **36%** of **total services** this quarter. The team conducted **360 Therapeutic Sessions**, which accounted for **78%** of Emotional Support and Safety Services category. Staff assisted with **Emergency Financial Assistance 78 times** during this quarter.

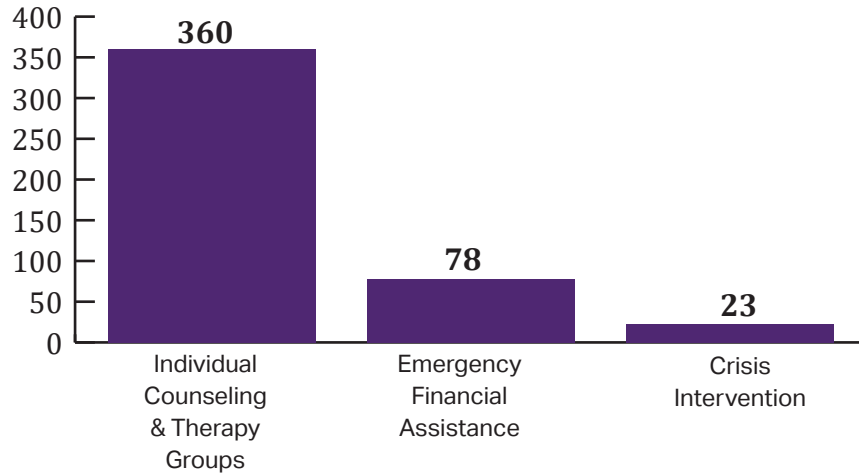


Intensive Case Management Services including Coordination of Transportation made up the **80%** of the Personal Advocacy category. **Individual Advocacy** provided clients with assistance in applying for public benefits, return of personal property, assistance with doctors appointments, and interventions with employers and landlords.

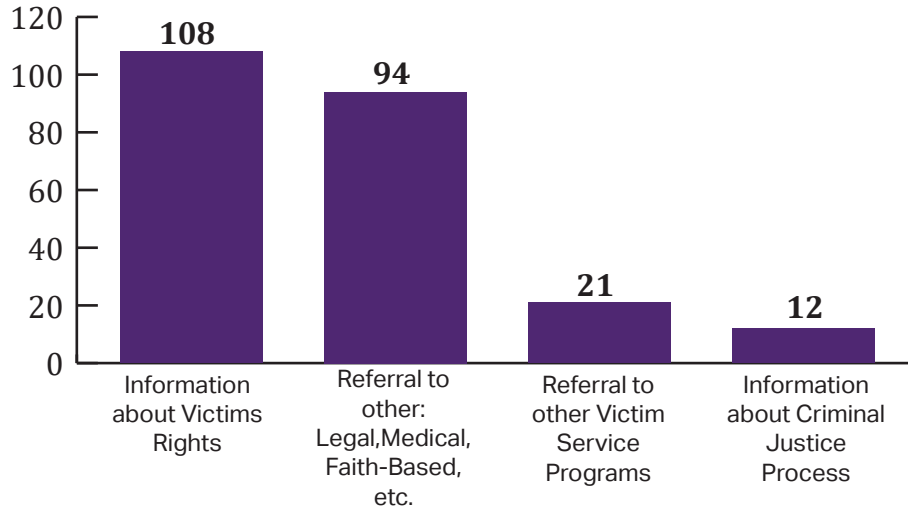


Direct Services

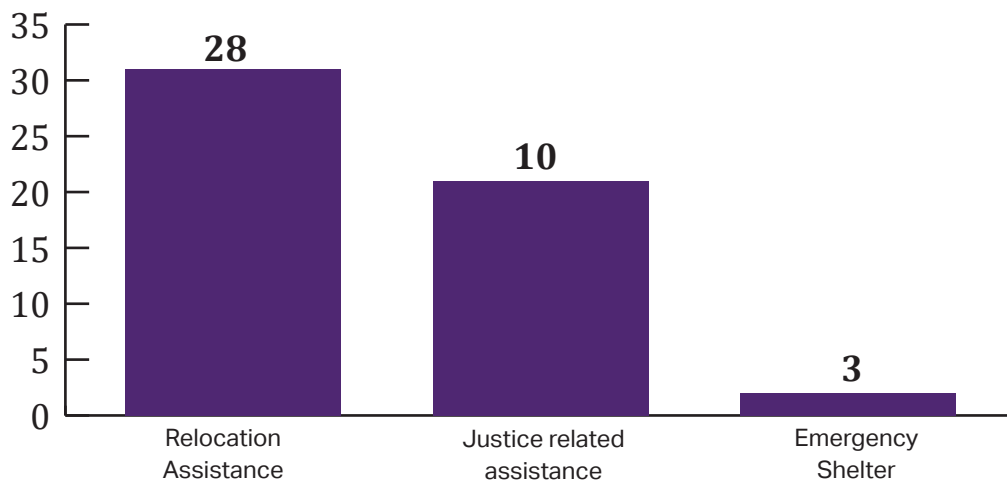
Emotional Support or Safety Services (July-Oct)



Information and Referral (July-Oct)

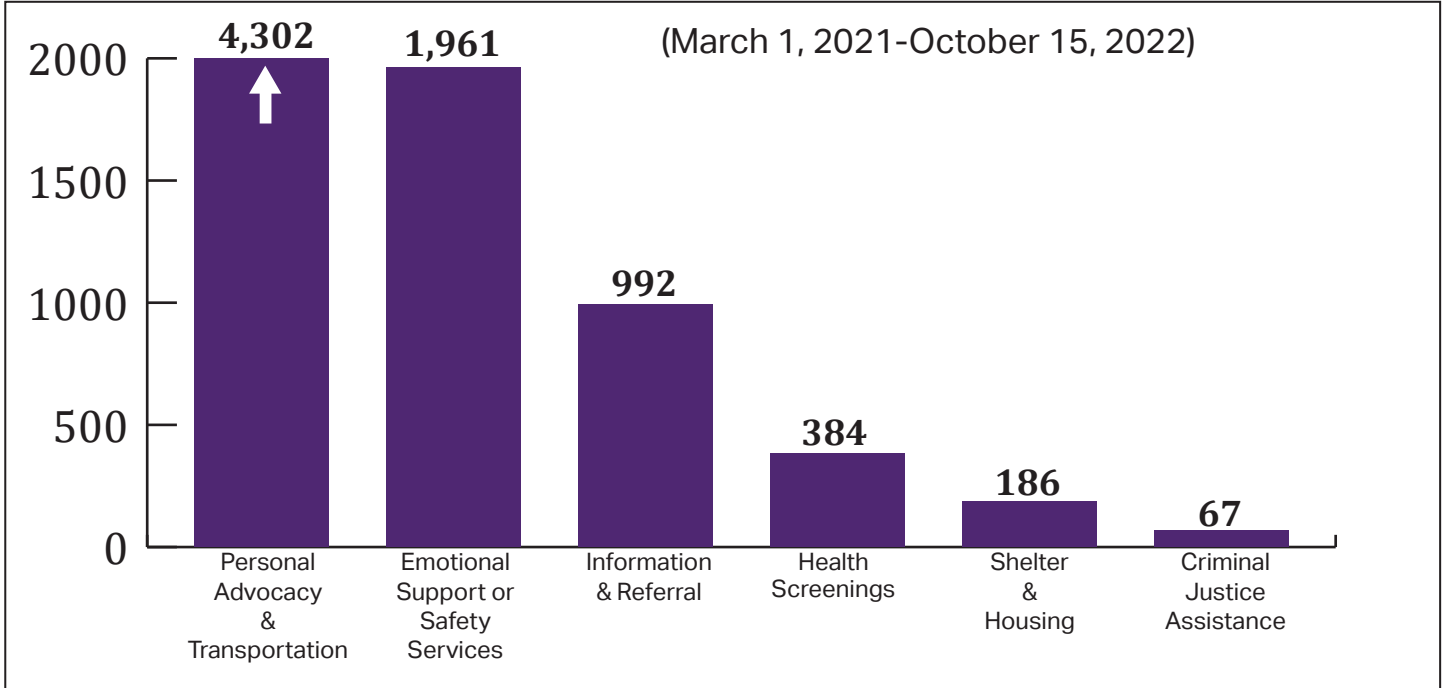


Housing & Criminal Justice Assistance (July-Oct)



Project HEAL's Impact

In its first 18 months of operation, Project HEAL served **328 clients** who have engaged in a variety of services. **Personal Advocacy made up the majority of services with 55%**. As noted in previous reports, this is inflated by transportation services, which is an **essential catalyst for support and case management**.



Emotional Support or Safety Services made up **25% of services for clients**. Trauma-informed individual counseling sessions (**1,434**) remain essential to clients in their recovery from multiple incidents of violence. Clients were also provided with **370 instances** of Emergency Financial Assistance, **467 instances** of informing of Victims Rights, **384 Health Screenings** and **359 referrals** to other legal, medical, and faith-based services.

